

PharmLabs San Diego Certificate of Analysis

3421 Hancock St, Second Floor, San Diego, CA 92110 | License: C8-0000098-LIC
 ISO/IEC 17025:2017 Certification L17-427-1 | Accreditation #85368



Sample **Blue Razz 13mg D9/87mg D8**

Sample ID	SD221028-001 (48383)	Matrix	Edible (Other Cannabis Good)
Tested for	Pacific Manufacturing and Design	Received	Oct 27, 2022
Sampled	-	Reported	Nov 07, 2022
Analyses executed	FP-NI20	Unit Mass (g)	4.5
		Serving Size (g)	4.5

CANX - Cannabinoids Analysis

Analyzed Oct 28, 2022 | Instrument HPLC
 Measurement Uncertainty at 95% confidence 7.806%

Analyte	LOD mg/g	LOQ mg/g	Result %	Result mg/g	Result mg/Serving	Result mg/Unit	Sample photography
11-Hydroxy-Δ8-Tetrahydrocannabinarin (11-Hyd-Δ8-THCV)	0.013	0.041	ND	ND	ND	ND	
Cannabidiol (CBDO)	0.002	0.007	ND	ND	ND	ND	
Abnormal Cannabidiol (a-CBDO)	0.01	0.031	ND	ND	ND	ND	
(+/-)-9B-hydroxy-Hexahydrocannabinol (9b-HHC)	0.012	0.036	ND	ND	ND	ND	
11-Hydroxy-Δ8-Tetrahydrocannabinol (11-Hyd-Δ8-THC)	0.007	0.021	ND	ND	ND	ND	
Cannabidiolic Acid (CBDA)	0.001	0.16	ND	ND	ND	ND	
Cannabigerol Acid (CBGA)	0.001	0.16	ND	ND	ND	ND	
Cannabigerol (CBG)	0.001	0.16	0.00	0.02	0.10	0.10	
Cannabidiol (CBD)	0.001	0.16	0.01	0.08	0.36	0.36	
1(S)-THD (s-THD)	0.013	0.041	ND	ND	ND	ND	
1(R)-THD (r-THD)	0.025	0.075	ND	ND	ND	ND	
Tetrahydrocannabinarin (THCV)	0.001	0.16	ND	ND	ND	ND	
Δ8-tetrahydrocannabinarin (Δ8-THCV)	0.021	0.064	ND	ND	ND	ND	
Tetrahydrocannabinol (Δ9-THCB)	0.013	0.038	ND	ND	ND	ND	
Cannabinol (CBN)	0.001	0.16	0.00	0.04	0.18	0.18	
Cannabidiophorol (CBDP)	0.015	0.047	NT	NT	NT	NT	
exo-THC (exo-THC)	0.016	0.8	ND	ND	ND	ND	
Tetrahydrocannabinol (Δ9-THC)	0.003	0.16	0.30	2.96	13.31	13.31	
Δ8-tetrahydrocannabinol (Δ8-THC)	0.004	0.16	1.89	18.94	85.25	85.25	
(6aR,9S)-Δ10-Tetrahydrocannabinol ((6aR,9S)-Δ10)	0.015	0.16	ND	ND	ND	ND	
Hexahydrocannabinol (S Isomer) (9s-HHC)	0.017	0.16	ND	ND	ND	ND	
(6aR,9R)-Δ10-Tetrahydrocannabinol ((6aR,9R)-Δ10)	0.007	0.16	ND	ND	ND	ND	
Hexahydrocannabinol (R Isomer) (9r-HHC)	0.016	0.16	ND	ND	ND	ND	
Tetrahydrocannabinolic Acid (THCA)	0.001	0.16	ND	ND	ND	ND	
Δ9-Tetrahydrocannabinolhexol (Δ9-THCH)	0.024	0.071	ND	ND	ND	ND	
Cannabinol Acetate (CBNO)	0.014	0.043	ND	ND	ND	ND	
Δ9-Tetrahydrocannabinophorol (Δ9-THCP)	0.017	0.16	ND	ND	ND	ND	
Δ8-Tetrahydrocannabinophorol (Δ8-THCP)	0.041	0.16	ND	ND	ND	ND	
Δ8-THC-O-acetate (Δ8-THCO)	0.076	0.16	ND	ND	ND	ND	
9(S)-HHCP (s-HHCP)	0.031	0.094	ND	ND	ND	ND	
Δ9-THC-O-acetate (Δ9-THCO)	0.066	0.16	ND	ND	ND	ND	
9(R)-HHCP (r-HHCP)	0.026	0.079	ND	ND	ND	ND	
3-octyl-Δ8-Tetrahydrocannabinol (Δ8-THC-C8)	0.067	0.204	ND	ND	ND	ND	
Total THC (THCa * 0.877 + Δ9THC)			0.30	2.96	13.31	13.31	
Total THC + Δ8THC + Δ10THC (THCa * 0.877 + Δ9THC + Δ8THC + Δ10THC)			2.19	21.90	98.55	98.55	
Total CBD (CBDA * 0.877 + CBD)			0.01	0.08	0.36	0.36	
Total CBG (CBGA * 0.877 + CBG)			0.00	0.02	0.10	0.10	
Total HHC (9r-HHC + 9s-HHC)			ND	ND	ND	ND	
Total Cannabinoids			2.20	22.04	99.20	99.20	

HME - Heavy Metals Detection Analysis

Analyzed Nov 04, 2022 | Instrument ICP/MSMS | Method SOP-005


Analyte	LOD ug/g	LOQ ug/g	Result ug/g	Limit ug/g	Analyte	LOD ug/g	LOQ ug/g	Result ug/g	Limit ug/g
Arsenic (As)	0.0002	0.0005	ND	1.5	Cadmium (Cd)	3.0e-05	0.0005	<LOQ	0.5
Mercury (Hg)	1.0e-05	0.0001	<LOQ	3	Lead (Pb)	1.0e-05	0.00125	<LOQ	0.5

MIBNIG - Microbial Testing Analysis

Analyzed Oct 31, 2022 | Instrument Plating | Method SOP-007

Analyte	Result CFU/g	Limit	Analyte	Result CFU/g	Limit
Shiga toxin-producing Escherichia Coli	ND	ND per 1 gram	Salmonella spp.	ND	ND per 1 gram

UI Not Identified
 ND Not Detected
 N/A Not Applicable
 NT Not Reported
 LOD Limit of Detection
 LOQ Limit of Quantification
 <LOQ Detected
 >ULOL Above upper limit of linearity
 CFU/g Colony Forming Units per 1 gram
 TNTC Too Numerous to Count



Scan the QR code to verify authenticity.

Authorized Signature

Brandon Starr

Brandon Starr, Lab Manager
 Mon, 07 Nov 2022 12:37:36 -0800

PharmLabs San Diego | 3421 Hancock St, Second Floor, San Diego, CA 92110 | 619.356.0898 | ISO/IEC 17025:2017 Certification L17-427-1

*This report shall not be reproduced except in full, without the written approval of the lab. This report is for informational purposes only and should not be used to diagnose, treat or prevent any disease. Results are only for samples and batches indicated. Results are reported on an "as received" basis, unless indicated otherwise. When a Pass/Fail status is reported, that status is intended to be in accordance with federal, state and local laws which are required for the customer to be in compliance. The measurement of uncertainty is not included in the Pass/Fail evaluation unless explicitly required by federal, state or local laws and has been reported on the certificate of analysis. Measurement of uncertainty is available upon request.




MTO - Mycotoxin Testing Analysis

Analyzed Nov 07, 2022 | Instrument LC/MSMS | Method SOP-004

Analyte	LOD ug/kg	LOQ ug/kg	Result ug/kg (ppb)	Limit ug/kg	Analyte	LOD ug/kg	LOQ ug/kg	Result ug/kg (ppb)	Limit ug/kg
Ochratoxin A	5.0	20.0	ND	20	Aflatoxin B1	2.5	5.0	ND	-
Aflatoxin B2	2.5	5.0	ND	-	Aflatoxin G1	2.5	5.0	ND	-
Aflatoxin G2	2.5	5.0	ND	-	Total Aflatoxins	10.0	20.0	ND	20

UI Not Identified
 ND Not Detected
 N/A Not Applicable
 NT Not Reported
 LOD Limit of Detection
 LOQ Limit of Quantification
 <LOQ Detected
 >ULOL Above upper limit of linearity
 CFU/g Colony Forming Units per 1 gram
 TNTC Too Numerous to Count



Scan the QR code to verify authenticity.

Authorized Signature

Brandon Starr

Brandon Starr, Lab Manager
 Mon, 07 Nov 2022 12:37:36 -0800

PharmLabs San Diego | 3421 Hancock St, Second Floor, San Diego, CA 92110 | 619.356.0898 | ISO/IEC 17025:2017 Certification L17-427-1

*This report shall not be reproduced except in full, without the written approval of the lab. This report is for informational purposes only and should not be used to diagnose, treat or prevent any disease. Results are only for samples and batches indicated. Results are reported on an "as received" basis, unless indicated otherwise. When a Pass/Fail status is reported, that status is intended to be in accordance with federal, state and local laws which are required for the customer to be in compliance. The measurement of uncertainty is not included in the Pass/Fail evaluation unless explicitly required by federal, state or local laws and has been reported on the certificate of analysis. Measurement of uncertainty is available upon request.

PES - Pesticides Screening Analysis

Analyzed Nov 07, 2022 | Instrument LC/MSMS GC/MSMS | Method SOP-003

Analyte	LOD ug/g	LOQ ug/g	Result ug/g	Limit ug/g	Analyte	LOD ug/g	LOQ ug/g	Result ug/g	Limit ug/g
Aldicarb	0.0078	0.02	ND	0.0078	Carbofuran	0.01	0.02	ND	0.01
Dimethoate	0.01	0.02	ND	0.01	Etofenprox	0.02	0.1	ND	0.02
Fenoxycarb	0.01	0.02	ND	0.01	Thiachloprid	0.01	0.02	ND	0.01
Daminozide	0.01	0.03	ND	0.01	Dichlorvos	0.02	0.07	ND	0.02
Imazail	0.02	0.07	ND	0.02	Methiocarb	0.01	0.02	ND	0.01
Spiroxamine	0.01	0.02	ND	0.01	Coumaphos	0.01	0.02	ND	0.01
Fipronil	0.01	0.1	ND	0.01	Paclbutrazol	0.01	0.03	ND	0.01
Chlorpyrifos	0.01	0.04	ND	0.01	Ethoprophos (Prophos)	0.01	0.02	ND	0.01
Baygon (Propoxur)	0.01	0.02	ND	0.01	Chlordane	0.04	0.1	ND	0.04
Chlorfenapyr	0.03	0.1	ND	0.03	Methyl Parathion	0.02	0.1	ND	0.02
Mevinphos	0.05	0.08	ND	0.03	Abamectin	0.03	0.08	ND	0.3
Acephate	0.02	0.05	ND	5	Acetamidprid	0.01	0.05	ND	5
Azoxystrobin	0.01	0.02	ND	40	Bifenazate	0.01	0.05	ND	5
Bifenthrin	0.02	0.35	ND	0.5	Boscalid	0.01	0.03	ND	10
Carbaryl	0.01	0.02	ND	0.5	Chlorantraniliprole	0.01	0.04	ND	40
Clofentezine	0.01	0.03	ND	0.5	Diazinon	0.01	0.02	ND	0.2
Dimethomorph	0.02	0.06	ND	20	Etoxazole	0.01	0.05	ND	1.5
Fenpyroximate	0.02	0.1	ND	2	Fonicamid	0.01	0.02	ND	2
Fludioxonil	0.01	0.05	ND	30	Hexythiazox	0.01	0.03	ND	2
Imidacloprid	0.01	0.05	ND	3	Kresoxim-methyl	0.01	0.03	ND	1
Malathion	0.01	0.05	ND	5	Metalaxyl	0.01	0.02	ND	15
Methomyl	0.02	0.05	ND	0.1	Myclobutanil	0.02	0.07	ND	9
Naled	0.01	0.02	ND	0.5	Oxamyl	0.01	0.02	ND	0.2
Permethrin	0.01	0.02	ND	20	Phosmet	0.01	0.02	ND	0.2
Piperonyl Butoxide	0.02	0.06	ND	8	Propiconazole	0.03	0.08	ND	20
Prallethrin	0.02	0.05	ND	0.4	Pyrethrin	0.05	0.41	ND	1
Pyridaben	0.02	0.07	ND	3	Spinosad A	0.01	0.05	ND	3
Spinosad D	0.01	0.05	ND	3	Spiromesifen	0.02	0.06	ND	12
Spirotetramat	0.01	0.02	ND	13	Tebuconazole	0.01	0.02	ND	2
Thiamethoxam	0.01	0.02	ND	4.5	Trifloxystrobin	0.01	0.02	ND	30
Acequinocyl	0.02	0.09	ND	4	Captan	0.01	0.02	ND	5
Cypermethrin	0.02	0.1	ND	1	Cyfluthrin	0.04	0.1	ND	1
Fenhexamid	0.02	0.07	ND	10	Spinetoram J.L	0.02	0.07	ND	3
Pentachloronitrobenzene	0.01	0.1	ND	0.2					

RES - Residual Solvents Testing Analysis

Analyzed Nov 07, 2022 | Instrument GC/FID with Headspace Analyzer | Method SOP-006

Analyte	LOD ug/g	LOQ ug/g	Result ug/g	Limit ug/g	Analyte	LOD ug/g	LOQ ug/g	Result ug/g	Limit ug/g
Propane (Prop)	0.4	40.0	ND	5000.0	Butane (But)	0.4	40.0	ND	5000.0
Methanol (Metha)	0.4	40.0	ND	3000.0	Ethylene Oxide (EthOx)	0.4	0.8	ND	1.0
Pentane (Pen)	0.4	40.0	ND	5000.0	Ethanol (Ethan)	0.4	40.0	ND	5000.0
Ethyl Ether (EthEt)	0.4	40.0	ND	5000.0	Acetone (Acet)	0.4	40.0	ND	5000.0
Isopropanol (2-Pro)	0.4	40.0	ND	5000.0	Acetonitrile (Acetonit)	0.4	40.0	ND	410.0
Methylene Chloride (MetCh)	0.4	0.8	ND	1.0	Hexane (Hex)	0.4	40.0	ND	290.0
Ethyl Acetate (EthAc)	0.4	40.0	ND	5000.0	Chloroform (Clo)	0.4	0.8	ND	1.0
Benzene (Ben)	0.4	0.8	ND	1.0	1,2-Dichloroethane (1,2-Dich)	0.4	0.8	ND	1.0
Heptane (Hep)	0.4	40.0	ND	5000.0	Trichloroethylene (TriClEtH)	0.4	0.8	ND	1.0
Toluene (Toluene)	0.4	40.0	ND	890.0	Xylenes (Xyl)	0.4	40.0	ND	2170.0

FVI - Filth & Foreign Material Inspection Analysis

Analyzed Nov 03, 2022 | Instrument Microscope | Method SOP-010


Analyte / Limit	Result	Analyte / Limit	Result
> 1/4 of the total sample area covered by sand, soil, cinders, or dirt	ND	> 1/4 of the total sample area covered by mold	ND
> 1 insect fragment, 1 hair, or 1 count mammalian excreta per 3g	ND	> 1/4 of the total sample area covered by an imbedded foreign material	ND

MWA - Moisture Content & Water Activity Analysis

Analyzed Nov 03, 2022 | Instrument Chilled-mirror Dewpoint and Capacitance | Method SOP-008

Analyte	Result	Limit	Analyte	Result	Limit
Moisture (Moi)	4.5 % Mw	13 % Mw	Water Activity (WA)	0.32 a _w	0.85 a _w

UI Not Identified
 ND Not Detected
 N/A Not Applicable
 NT Not Reported
 LOD Limit of Detection
 LOQ Limit of Quantification
 <LOQ Detected
 >ULOL Above upper limit of linearity
 CFU/g Colony Forming Units per 1 gram
 TNTC Too Numerous to Count



Scan the QR code to verify authenticity.

Authorized Signature

Brandon Starr

Brandon Starr, Lab Manager
 Mon, 07 Nov 2022 12:37:36 -0800

PharmLabs San Diego | 3421 Hancock St, Second Floor, San Diego, CA 92110 | 619.356.0898 | ISO/IEC 17025:2017 Certification L17-427-1

*This report shall not be reproduced except in full, without the written approval of the lab. This report is for informational purposes only and should not be used to diagnose, treat or prevent any disease. Results are only for samples and batches indicated. Results are reported on an "as received" basis, unless indicated otherwise. When a Pass/Fail status is reported, that status is intended to be in accordance with federal, state and local laws which are required for the customer to be in compliance. The measurement of uncertainty is not included in the Pass/Fail evaluation unless explicitly required by federal, state or local laws and has been reported on the certificate of analysis. Measurement of uncertainty is available upon request.

